

NAAC
GRADE **A++**



LOVELY
PROFESSIONAL
UNIVERSITY

Transforming Education Transforming India

ONLINE ADMISSION PROCESS 2025



Admission Guide

I

CONVENIENT
PATHWAYS TO
APPLY

II

DETAILED
REGISTRATION
PROCEDURE

III

POST
ADMISSION
SERVICES

IV

IMPORTANT
CONTACTS

Convenient Pathways

A Through LPU Website

<https://www.lpu.in>

Click on the apply now button visible on the website and follow further steps

B Through LPUAdmit Portal

<https://admission.lpu.in>

Sign-up on the portal. Choose the programme and proceed with the application.



Apply through University Website

- Visit our official website <https://www.lpu.in>
- Click on Apply now button highlighted at the top right corner of the page or at the bottom of the page
- Register on the LPUAdmit portal and proceed further

LOVELY PROFESSIONAL UNIVERSITY
NAAC A++
Transforming Education Transforming India

JOB'S HAPPENINGS CONFERENCES STUDY ABROAD LPU:EST INTERNATIONAL ADMISSIONS ONLINE EDUCATION DISTANCE EDUCATION CONTACT




ABOUT ADMISSIONS ACADEMICS CAMPUS LIFE PLACEMENTS RESEARCH

Apply now

₹1 OUR STUDENT JUST SECURED A PACKAGE OF **\$120,000 CRORE.**

AND THE BEST PART, HE'S YET TO GRADUATE!
B.Tech in Robotics & Automation (2021-25)
Betireddy Naga Vamsi Reddy

Our students have already set the stage for **unbeatable achievements**

 Pawan Kunchala ₹1 Crore	 Arjun ₹62.72 Lakh	 Abhinivesh G ₹54.9 Lakh
---	---	---

1500+ LPU students selected at packages of ₹10-₹64 LAKH*

Apply through University Website

- Visit our official website <https://www.lpu.in>
- Click on Admissions button in the menu bar and select the programme of your interest
- Register on the portal by entering basic details
- Further click on Register option visible in the Widget

The screenshot displays the LPU website's navigation and content structure. The top navigation bar includes links for JOBS, HAPPENINGS, CONFERENCES, STUDY ABROAD, LPU-EST, INTERNATIONAL ADMISSIONS, ONLINE EDUCATION, DISTANCE EDUCATION, and CONTACT. The LPU logo is visible in the top right corner. Below the navigation bar, the 'ADMISSIONS' menu is expanded, showing options for ABOUT, ADMISSIONS, ACADEMICS, CAMPUS LIFE, PLACEMENTS, and RESEARCH. The 'ADMISSIONS' menu is highlighted, and the 'Apply now' button is circled in orange. The main content area is divided into four columns:

- GET STARTED:** OVERVIEW, WHY LPU?, SCHOLARSHIP, STUDY GRANT, EDUCATION LOAN ASSISTANCE, RESIDENTIAL FACILITIES, TRANSPORTATION FACILITIES, REPORTING AND INDUCTION, MIGRATION, LPU BUZZ (INFLUENCER'S TALK), LPU'S EDUFAIR (WEBINARS), DISHA (COUNSELLING AND WORKSHOPS), LPU OFFICE IN YOUR CITY.
- AFTER 12TH (UNDERGRADUATE) PROGRAMMES:** REGULAR PROGRAMMES, HONS. PROGRAMMES WITH INDUSTRY COLLABORATION, WORK INTEGRATED PROGRAMMES, INDUSTRY COLLABORATIVE PROGRAMMES, INTERNATIONAL CREDIT TRANSFER PROGRAMMES, HONS. PROGRAMMES, INTEGRATED PROGRAMMES.
- AFTER GRADUATION (POST GRADUATE) PROGRAMMES:** REGULAR PROGRAMMES, HONS. PROGRAMMES WITH INDUSTRY COLLABORATION, INDUSTRY COLLABORATIVE PROGRAMMES, INTERNATIONAL CREDIT TRANSFER PROGRAMMES, HONS. PROGRAMMES, PART TIME PROGRAMMES.
- INTERNATIONAL APPLICANTS:** OVERVIEW, PROGRAMME OFFERED, ENGLISH LANGUAGE REQUIREMENT, SCHOLARSHIP, HOW TO APPLY.
- ONLINE EDUCATION:** PROGRAMMES, APPLY NOW.
- DISTANCE EDUCATION:** ABOUT, PROGRAMMES ON OFFER, ENQUIRE NOW.

At the bottom right, there are four red buttons: a home icon, a phone icon, a WhatsApp icon, and a social media icon.

Apply through University Website

The screenshot shows the website for the B.Sc. (Hotel Management) program at Lovely Professional University. The header includes the university logo, NAAC A++ accreditation, and navigation links such as ABOUT, ADMISSIONS, ACADEMICS, CAMPUS LIFE, PLACEMENTS, and RESEARCH. A search bar with an 'Apply now' button is highlighted. Below the header, the program name 'B.Sc. (Hotel Management)' is displayed, along with 'Edit your Search' and a 'Register' button. The main content area features a large photograph of students in chef uniforms standing behind a table laden with various breads and pastries. At the bottom, a navigation bar contains buttons for PROGRAMME DETAILS, HIGHLIGHTS, CURRICULUM, FEE, SCHOLARSHIPS, HOW TO APPLY, IMPORTANT DATES, and APPLY NOW. A vertical sidebar on the right contains social media icons and a chat icon.

LOVELY PROFESSIONAL UNIVERSITY
Transforming Education Transforming India

NAAC GRADE A++

JOB'S HAPPENINGS CONFERENCES STUDY ABROAD LPUNEST INTERNATIONAL ADMISSIONS ONLINE EDUCATION DISTANCE EDUCATION CONTACT

ABOUT ADMISSIONS ACADEMICS CAMPUS LIFE PLACEMENTS RESEARCH

Apply now

B.Sc. (Hotel Management)

Edit your Search Register

PROGRAMME DETAILS HIGHLIGHTS CURRICULUM FEE SCHOLARSHIPS HOW TO APPLY IMPORTANT DATES APPLY NOW

Apply through University Website

- Visit our official website <https://www.lpu.in>
- Scroll down to the programme page and a pop-up menu bar would become visible
- Click on the Apply Now button highlighted in orange color

The screenshot displays the website's navigation and application flow. At the top, the university logo and 'NAAC A++' accreditation are visible. The main navigation menu includes 'ABOUT', 'ADMISSIONS', 'ACADEMICS', 'CAMPUS LIFE', 'PLACEMENTS', and 'RESEARCH'. A search icon and an orange 'Apply now' button are highlighted in the top right corner. Below the navigation, a secondary menu contains 'PROGRAMME DETAILS', 'HIGHLIGHTS', 'CURRICULUM', 'FEE', 'SCHOLARSHIPS', 'HOW TO APPLY', 'IMPORTANT DATES', and 'APPLY NOW'. The 'How to Apply' section features a four-step process: Step 1 (Signup), Step 2 (Take Admission), Step 3 (Apply LPUNEST (for Scholarship)), and Step 4 (Book the Exam Slot and Appear). Step 1 is currently active, indicated by an orange circle. Below the steps, the 'Step 1 - Signup' section provides instructions: 'Register onto LPUADMIT with basic details (Name, Email ID, Mobile No., State, Gender and Password). Your email id will act as your username for the portal and password will be set by you while registering on the portal.', 'You will get a mail on your registered email id regarding this.', and 'Login to the LPUADMIT with already created username/ password.'. An orange 'Apply Now' button is highlighted in the bottom right area of the page, and a 'Next' button is visible at the bottom right.

Apply through LPUAdmit Portal

- Visit Admission Portal <https://admission.lpu.in>
- After entering basic details, Click on Register button highlighted in orange color

LOVELY PROFESSIONAL UNIVERSITY
NAAC GRADE **A++**
Transforming Education Transforming India

Process for National Applicants

- 01 Submit LPUNEST Application or Take Admisson** (if LPUNEST not mandatory)
 - Login to the LPUADMIT portal.
 - Complete your admission application by paying the initial fee or apply for LPUNEST.
- 02 Appear for LPUNEST**
 - Apply for LPUNEST (For Eligibility and Scholarship*)
 - Book slot and appear for your exam as per desired mode of exam.
 - *Note:** Depending on the programme, LPUNEST will have any one of the following purposes:
 - Admission and Scholarship
 - Only Scholarship
- 03 Result, Counselling & Seat Allotment**
 - After the declaration of the result, select the programme for admission.
 - Fill seat preference for programme where counselling is applicable.
 - Apply and Qualify Interview (if applicable).
 - Seat Allotment will be done based on preference filled and your rank.
- 04 Admission**
 - Fill the admission form and Deposit Initial Fee
 - Upload Requisite Documents
 - Deposit Remaining Fees

Register **Log In**

Name *

Enter Email *

+91 Mobile Number * Enter OTP

State * City *

Qualification * Discipline interested in *

I authorize Lovely Professional University to contact me with updates and notifications via Email, SMS, Whatsapp and Call. This will override the registry on DND / NDNC. *

Register

For International Applicants Click Here →

Detailed Registration Procedure

- After clicking on Apply Now button, you will be taken to LPU's Admit Portal where you have to register by entering basic details. Once logged-in, applicant dashboard will appear according to the programme categories mentioned below:
 - **Programmes where Online Counselling is Applicable**
You can apply for LPUNEST by clicking on Apply for LPUNEST Button. You will be able to apply for admission in the respective programme only after qualifying LPUNEST and getting allotment of seat in Online Counselling.
 - **Programmes where LPUNEST is mandatory for eligibility**
You can apply for LPUNEST/Interview by clicking on Apply for LPUNEST Button. You will be able to apply for admission in the respective programme only after qualifying LPUNEST/Interview.
 - **Programmes where LPUNEST is applicable for scholarship only**
You can directly apply for provisional admission in the respective programme by clicking on Take Admission button. However, LPUNEST can be applied (in order to get scholarship benefit) by clicking on Apply for LPUNEST button.

Detailed Registration Procedure

- **Programmes (Where LPUNEST and Online Counselling is Applicable):** You can apply for LPUNEST/Interview by clicking on Apply for LPUNEST Button. You will be able to apply admission in the respective programme only after getting allotment of seat in Online Counselling (Type A) or qualifying LPUNEST/Interview (Type B).
- **Programmes (Where LPUNEST is for Scholarship Purpose Only):** You can either apply directly for Admission (Type C) and apply LPUNEST later for scholarship by clicking on the respective option.

Dashboard
Welcome MOHAMMED

A Record Breaking Package of **₹3 Crore**
LPU graduate working with a Global MNC at a package of ₹3 Crore in Germany.
LPU student also got selected in **Google India** at a package of **₹64 Lakh**

01 Application(s) In-Progress 0 Application(s) Completed **new** Loan Connect
Your gateway to education loans Apply New Application →

LPUNEST B.Tech - 2025	Enrolment Journey	
Application No.	Date	Action
-	-	Continue to LPUNEST Application

Dashboard
Welcome Paarth

A Record Breaking Package of **₹3 Crore**
LPU graduate working with a Global MNC at a package of ₹3 Crore in Germany.
LPU student also got selected in **Google India** at a package of **₹64 Lakh**

01 Application(s) In-Progress 0 Application(s) Completed Apply New Application →

LPUNEST (Under Graduate) - 2025		
Application No.	Date	Action
-	-	Take Admission Continue to LPUNEST Application

Detailed Registration Procedure

- LPUNEST

- Once you click on Start Application or Apply for LPUNEST button, you may proceed further with the LPUNEST form by filing requisite information in the respective fields.
- **STEP 1 - Review Details** : Enter your basic details like First Name, Surname, Gender, Email id, Phone no etc.

Under Graduate (Engineering) Application

The screenshot displays the 'Under Graduate (Engineering) Application' form. At the top, there are four navigation buttons: 'Review Details' (highlighted with an orange icon), 'General Information', 'Qualification Details', and 'Exam Information'. A 'Step 1 of 4' indicator is visible in the top right corner. The 'Review Details' section contains the following fields:

First Name *	Ratnesh	Surname	kumar
Gender *	Male	Email ID *	ratneshkumarratnesh882@gmail.com
		Mobile Number *	+91 6207590977

At the bottom right, there are two buttons: 'Pay LPUNEST Fee' and 'Continue'. The 'Pay LPUNEST Fee' button is circled in orange.

Detailed Registration Procedure

- LPUNEST

- Click on Make payment button and choose the suitable action on the next page

Review Your Payment Details

[BACK TO FORM](#)

Personal Details

Name : testing .
Email Id : deepak.kumar@lpu.co.in
Phone Number : +91-7986063935

LPUNEST Kit

Do you have LPUNEST Kit / Application Number / Prospectus /Scratch Code? *

Yes No

Do You Want Hard Copy Of LPUNEST Kit ? *

Select ▾

Order Details

LPUNEST Fee (1) ₹ 1000

Payment Details

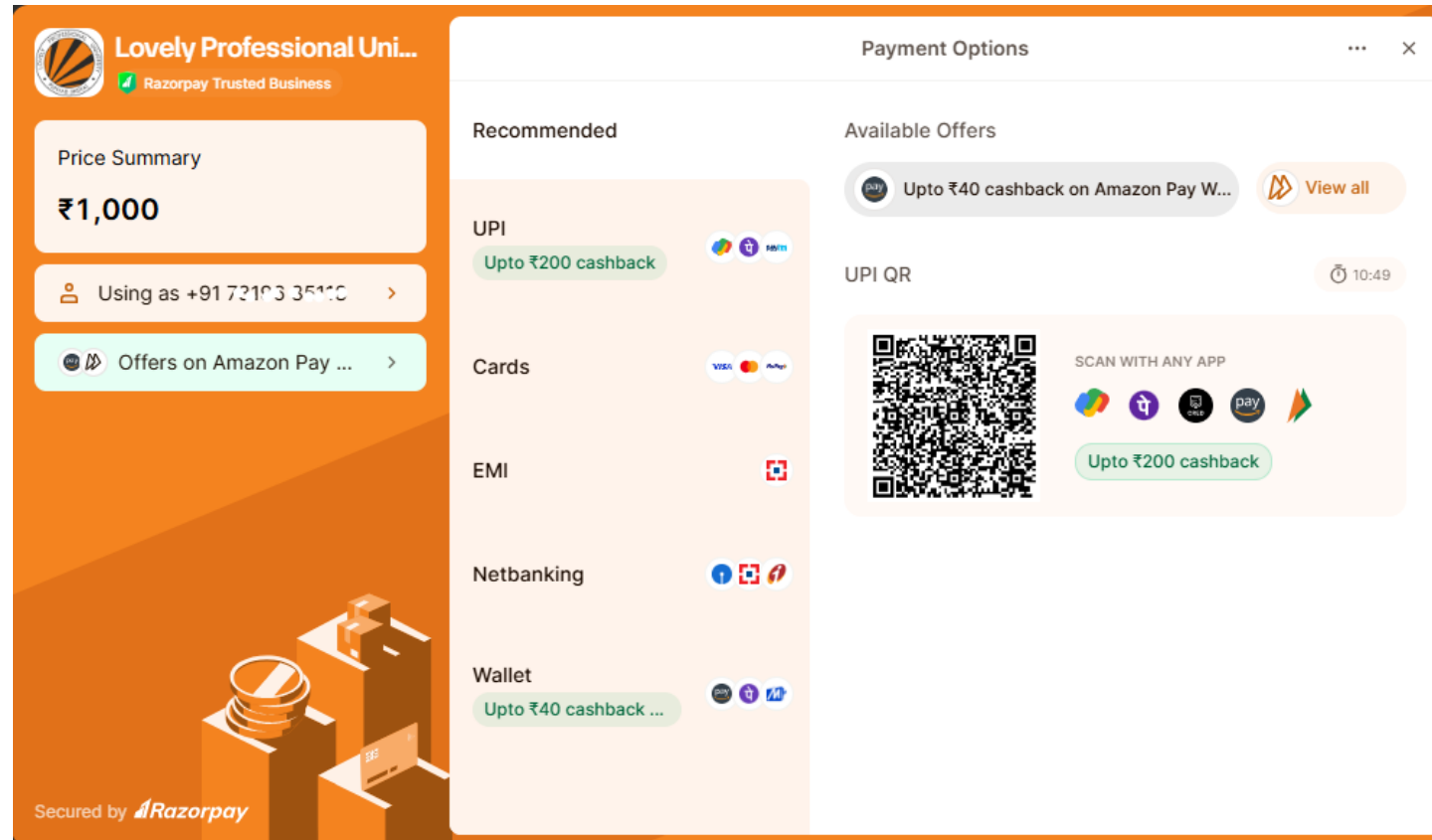
Sub Total (1) ₹ 1000.00
Total ₹ 1000.00

Enter your Waiver/Scratch Code

Detailed Registration Procedure

- LPUNEST

- Pay for LPUNEST by selecting Payment method of your choice

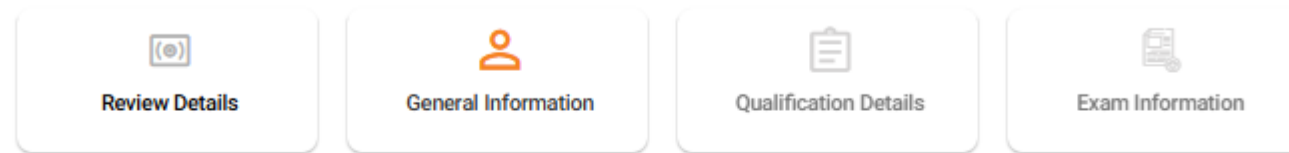


Detailed Registration Procedure

- LPUNEST

- **STEP 2 - General Information** : Enter your basic details like Date of Birth, Category, Aadhar Card, Complete Address along with Contact numbers etc.

Under Graduate (Engineering) Application



Step 2 of 4

General Information

Date of Birth * <input type="text" value="DD/MM/YYYY"/>	Category * <input type="text" value="Select"/>
Aadhar Card Number <input type="text" value="Enter Your Aadhar Card Number"/>	Upload Photograph <input type="button" value="Choose Files"/> No file chosen <small>Allowed formats: .jpg,.jpeg,.png Max file size Allowed: 1MB. Note: - You are required to upload your latest and valid photograph. Your uploaded photograph will be displayed on the hall ticket. At the time of the exam, the photograph will be clicked again for the purpose of verification.</small>

Detailed Registration Procedure

- LPUNEST

- Once the information in Step 2 is submitted you will be forwarded to Step 3
i.e. Qualification Details
- **STEP 3 - Qualification Details** : Enter details like Qualification, Stream/Specialization, Status of the same i.e. Passed/Appearing, Batch Year etc.



Step 3 of 4

Kindly provide your previous qualification details, so that we can assess your scholarship (if any) based upon that.

10th Qualification Details

10th Details	Percentage	Course Commencement Year	Course Completion Year
10th *	<input type="text"/>	<input type="text" value="YYYY"/>	<input type="text" value="YYYY"/>

1. Percentage needs to be entered in numeric value up to two decimal places only. Grades and CGPA needs to be entered in terms of equivalent percentage only.
2. Make sure that you satisfy the eligibility criteria for the programme you are interested in.

10th Qualification From *

India Abroad

Upload 10th Qualification Document *

No file chosen

Detailed Registration Procedure

- LPUNEST

- Upon successful payment of the LPUNEST fee, you would be notified with a thanks note along with the Application number.

← Back to Dashboard

Continue To Form →

Thank You!

Your fee transaction has been successfully processed.

Application Number : C25801233

- Post this you need to click on “Continue to form” Button you will be directed to Exam slot booking page here you may proceed with Exam Date and time Selection.

Detailed Registration Procedure

- LPUNEST

- Once the information in Step 3 is submitted you will be forwarded to Step 4 i.e. Exam Information
- After Selection of Mode of Exam and Test State and City, Click on submit button.

Step 4 of 4

Exam Information

Your scheduled exam will include mandatory subjects as Physics, Chemistry, English & your choice of Elective(s). See the pattern of test above for reference

Mode of Exam *
Test centre based exam

Test State/UT * Karnataka **Test City *** Bengaluru **Slot to be Booked By *** Applicant

Instructions for Applicant

- Applicant will book the slot.
- After applicant books the exam slot, applicant will receive email on registered email id which indicates test date, test city and time.
- Hall ticket will be mailed to the student on registered email id. Applicants are required to carry the hall ticket to the test centre.
- Applicant should check the registered email on a regular basis for updates regarding the test venue and test dates.
- Applicant is required to carefully read all the information provided in the hall ticket.
- In case the applicant is facing any issue regarding the slot booking then he/she may write to the university at email lpunest@lpu.co.in or call at 01824404430
- For a quick response, applicants are strongly advised to use the "Any Queries? Ask Us" button on the right panel of the screen

Note: Admission of candidate will be cancelled in case of cheating/impersonation in test/interview.

Back **Submit**

Detailed Registration Procedure

- LPUNEST

- Once the exam information step is complete, candidate can click on continue to dashboard button and will be able to see the Rank your Preference button.

The screenshot displays the LPUNEST dashboard interface. At the top, there is a 'Dashboard' header with a 'Welcome P' message and utility icons for home, help, notifications, and profile. A large banner features a man in a striped shirt and text: 'A Record Breaking Package of ₹3 Crore' and 'LPU graduate working with a Global MNC at a package of ₹3 Crore in Germany.' Below this, it states 'LPU student also got selected in Google India at a package of ₹64 Lakh'. The dashboard includes three main sections: '01 Application(s) In-Progress', 'No Application(s) Completed', and 'NEW Loan Connect Your gateway to education loans'. A table for 'LPUNEST | B.Tech - 2025' has columns for 'Application No.', 'Date Submitted', and 'Action'. The 'Action' column contains two buttons: 'Book Exam Slot' and 'Rank Your Preference', with the latter highlighted by a red circle. To the right, an 'Enrolment Journey' section shows 'Application Initiated' and 'LPUNEST Submitted' as completed steps. At the bottom, a message states 'Your seat preferences have been saved successfully.' and there are links for 'LPUNEST Application PDF', 'Previous Year Question Paper', and 'LPUNEST Kit'.

Dashboard
Welcome P

A Record Breaking Package of
₹3 Crore
LPU graduate working with a Global MNC at a package of ₹3 Crore in Germany.
LPU student also got selected in
Google India at a package of ₹64 Lakh

01 Application(s) In-Progress No Application(s) Completed **NEW** Loan Connect
Your gateway to education loans Apply New Application →

LPUNEST | B.Tech - 2025

Application No.	Date Submitted	Action
		Book Exam Slot Rank Your Preference

Documents
[LPUNEST Application PDF](#) [Previous Year Question Paper](#) [LPUNEST Kit](#)

Your seat preferences have been saved successfully.

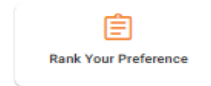
Enrolment Journey
Application Initiated
LPUNEST Submitted

Detailed Registration Procedure

- LPUNEST

- On clicking Rank your preference button. Drag and Drop menu will be displayed where candidate can drag his/her preference as per the desired order and submit the same.

Under Graduate (Engineering) Application



Instructions

Note: In case you opt for B.Tech (CSE - Software Product Engineering)/(CSE - AI and Data Engineering)/(CSE - Machine Intelligence and Data Analytics), you have to qualify LPUNEST + Interview as per the eligibility criteria.

Step 1 of 1

Check The Subjects Studied In 10+2 / Sr. Inter *

English

Physics

Mathematics

Chemistry

Biology

Biotechnology

Rank Your Preference *

Computer Science and Engineering

Mechanical Engineering

Civil Engineering

Computer Science and Engineering - Internet of Things

Computer Science and Engineering - Computer Science and Business Systems

Detailed Registration Procedure

- LPUNEST

- Once the candidate appears for LPUNEST exam, result card will be issued to him/her and same will be visible on his/her dashboard.

The screenshot displays the LPUNEST | B.Tech - 2025 dashboard. It features a table with columns for Application No., Date, and Action. The 'Rank Your Preference' button is highlighted in the Action column. Below the table, there is a 'Documents' section with links for 'LPUNEST Application PDF', 'Previous Year Question Paper', 'LPUNEST Kit', and 'Result Card'. The 'Result Card' link is circled in orange. On the right side, the 'Enrolment Journey' section shows two steps: 'Application Initiated' and 'LPUNest Submitted', both marked as completed.

Application No.	Date	Action
A25*	Submitted Date ⓘ	Rank Your Preference

Documents

[LPUNEST Application PDF](#) [Previous Year Question Paper](#) [LPUNEST Kit](#) [Result Card](#)

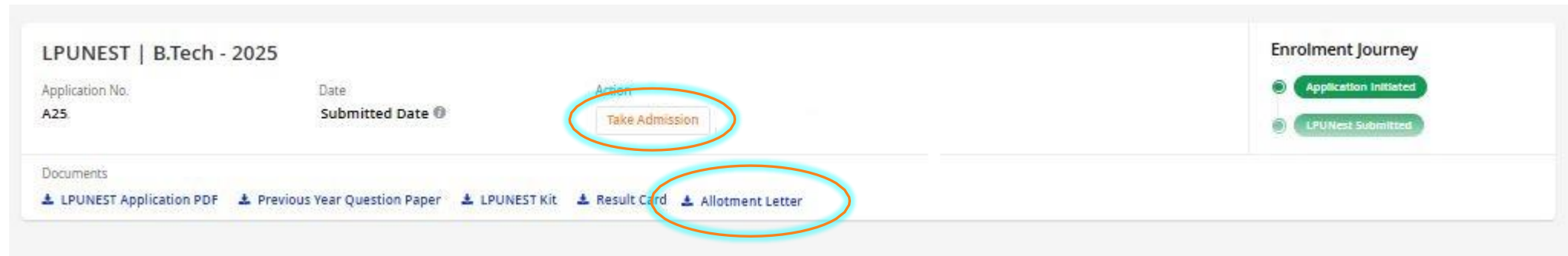
Enrolment Journey

- Application Initiated
- LPUNest Submitted

Detailed Registration Procedure

- Programmes where online counselling is applicable

- Once the candidate gets his/her result and has participated in Online Counselling (if applicable), he/she will get an allotment letter from the university stating the allotment of seat done to the candidate.



- After receiving the allotment, he/she can apply for provisional admission in his/her allotted programme by clicking on Take Admission button.

Detailed Registration Procedure

- Programmes where LPUNEST is mandatory

- Once the candidate qualifies LPUNEST exam, he/she can apply for provisional admission in his/her allotted programme by clicking on Take Admission button.

The screenshot displays the LPUNEST portal interface for UG Agriculture, Pharmacy and Physiotherapy - 2025. It features a table with columns for Application No., Date, and Action. The 'Action' column contains a 'Take Admission' button. Below the table, there is a 'Documents' section with links for 'LPUNEST Application PDF' and 'Result Card'. The 'Take Admission' button and the 'Result Card' link are highlighted with red circles.

Application No.	Date	Action
C256	Submitted Date ⓘ	Take Admission

Documents

- LPUNEST Application PDF
- Result Card

Detailed Registration Procedure

- Programmes where online counselling is applicable

- Once candidate has successfully paid the fee to take provisional admission, he/she will be allocated a Candidate ID and post admission services will be activated for him/her.

The screenshot displays the LPUNEST | B.Tech - 2025 application portal. The main content area shows a table with columns for Application No., Date, and Action. The Application No. is A25, and the Date is Submitted Date. The Action column contains a link for Post Admission Services (Hostel and Pending Payment etc.) and an Additional Details link. The Enrolment Journey section shows two steps: Application Initiated and LPUNEST Submitted. The Documents section lists LPUNEST Application PDF, Previous Year Question Paper, LPUNEST Kit, Result Card, and Allotment Letter. The Candidate ID is 251000.

Application No.	Date	Action
A25	Submitted Date	Post Admission Services (Hostel and Pending Payment etc.) Additional Details

Enrolment Journey

- Application Initiated
- LPUNEST Submitted

Documents

- [LPUNEST Application PDF](#)
- [Previous Year Question Paper](#)
- [LPUNEST Kit](#)
- [Result Card](#)
- [Allotment Letter](#)

Candidate ID: 251000

Detailed Registration Procedure

- Programmes where LPUNEST is for Scholarship Purpose Only

- Once you click on Take Admission button, you may proceed further with the Admission Process by filing requisite information in the respective fields.
- **STEP 1 - General Information** : Enter your basic details like Date of Birth, Category, Aadhar Card, Complete Address along with Contact numbers etc.

The screenshot displays a registration interface with four main steps: Review Details, General Information, Qualification Details, and Exam Information. The 'General Information' step is active, showing a form with the following fields:

- Date of Birth ***: 04/02/2009
- Category ***: General/OC
- Upload Photograph**: A file upload area with a 'Choose Files' button and the text 'No file chosen'. Below the upload area, it specifies 'Allowed formats: .jpg, .jpeg, .png | Max file size Allowed: 1MB.' and a note: 'Note: - You are required to upload your latest and valid photograph.'

A 'Step 2 of 4' indicator is visible in the top right corner of the form area.

- Once the information in Step 1 is submitted you will be forwarded to Step 2 i.e. Qualification Details

Detailed Registration Procedure

- Programmes where LPUNEST is for Scholarship Purpose Only

- **STEP 2 - Qualification Details** : Enter details like Qualification, Stream/Specialization, Status of the same i.e. Passed/Appearing, Batch Year etc.

12th Qualification Details

12th Subject *

Non Medical (MPC) Medical (BiPC) Commerce Arts/Humanities Other

12th Status *

Passed Appearing/Result Awaited

12th Details

	Course Completion Year *
12th	<input type="text" value="2024"/>

1. Percentage needs to be entered in numeric value up to two decimal places only. Grades and CGPA needs to be entered in terms of equivalent percentage only.
2. Make sure that you satisfy the eligibility criteria for the programme you are interested in.

Have you attended any coaching ? *


Yes No


Detailed Registration Procedure


- Programmes where LPUNEST is for Scholarship Purpose Only

- **STEP 3 - Programme Selection:** You can now select the programme and choose the appropriate fee option

LPUNEST | (Under Graduate) - 2025
(This test is applicable for Sciences, Business, Journalism, Computer Applications, Architecture, Planning, Arts(Humanities), Library Sciences and Physical Education).


 General Information


 Qualification Details


 Program Offered

Step 3 of 3

Program Offered

Choose Your Discipline *

Architecture

Choose Your Programme *

B. Arch.

You have selected B. Arch. as your programme for admission. You may now proceed with fee payment.

Choose Your Fees

Full semester fee

Minimum Fee

Semester fee assuming you get maximum scholarship slab (Recommended)

Declaration And Consent Details

1. Declaration for Depositing Pending Fee
 I am aware that I am depositing partial fees/charges for the admission and here I undertake to deposit the balance amount (if any for Programme/Residential/Laundry/Mess/Transport etc.) by 28th Feb 2025. In case I fail to deposit the balance amount by the mentioned date, then my admission may be cancelled and the fee/charges already deposited by me may be forfeited or penalty/fine may be imposed or any other action as deemed fit may be taken by the University.
2. Consent for Eligibility Confirmation
 I have checked the eligibility criteria for B. Arch. and I am aware that the admission confirmation is subject to fulfilment of defined criteria, uploading of documents and verification of submitted documents.

I agree with both the declarations and give my consent *

I agree

Detailed Registration Procedure

- Programmes where LPUNEST is for Scholarship Purpose Only

- Post selection of appropriate fee option once you click on Pay Admission Fee button, you will be able to Review the Payment Details and to make payment accordingly.

Review Your Payment Details

[BACK TO FORM](#)

Personal Details

Name : testing testing

Email Id :
nagshetty@nopaperforms.com

Phone Number : +91-9620212331

Order Details

Admission Fee (1)	₹ 10000
-------------------	---------

Payment Details

Online

Sub Total (1)	₹ 10000.00
Total	₹ 10000.00

Make Payment

- Check your contact details carefully visible in the left side of the screen and click on Make Payment button highlighted orange in color.

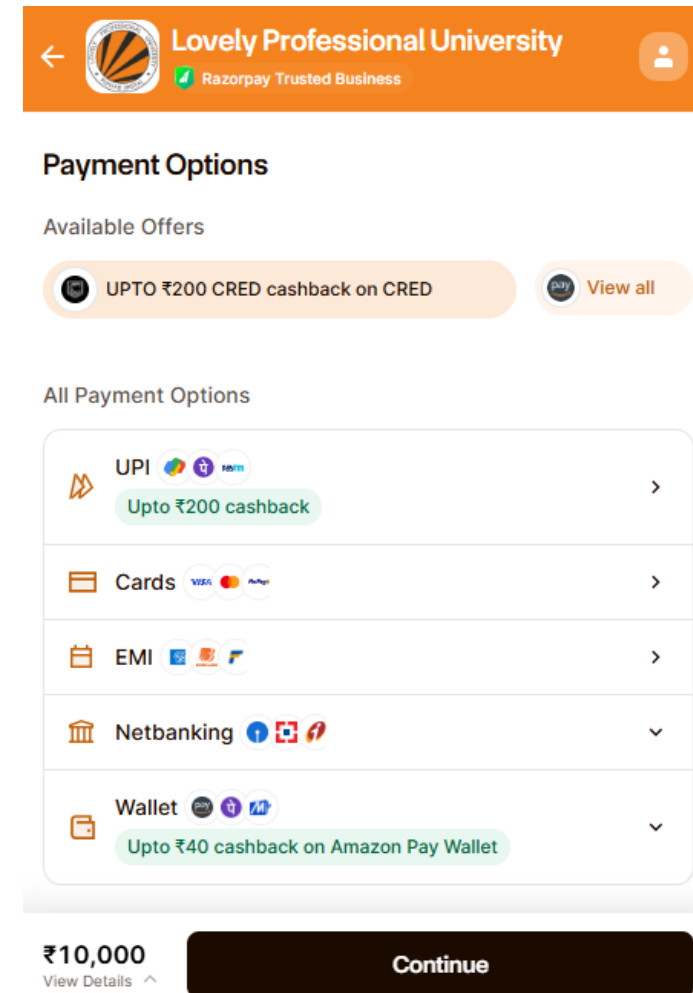
Detailed Registration Procedure

- Programmes where LPUNEST is for Scholarship Purpose Only

Select the appropriate and convenient payment method from the multiple payment options available on our web portal like

- Credit/Debit Card
- Net banking
- Wallet
- UPI etc.

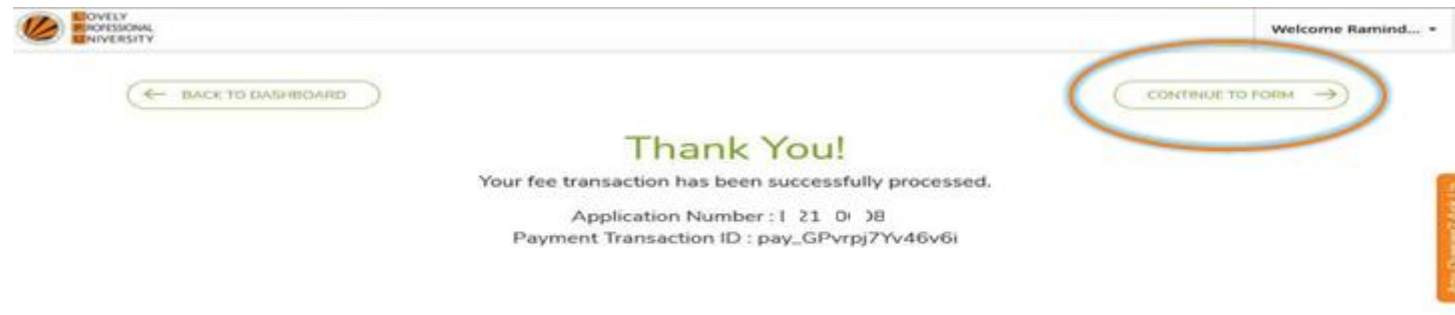
Submit the required details and click on Pay Now Button. Your payment would be processed by our partner bank using safe and secure transfer method.



Detailed Registration Procedure

- Programmes where LPUNEST is for Scholarship Purpose Only

- Upon successful payment of the provisional admission fee, you would be notified with a thanks note along with the Application number and Payment transaction ID.



- Post this you need to click on 'Continue to Form' option visible at the top right of the screen and you will be directed to your dashboard from where you may proceed with post admission services.

Post Admission Services

- Upon successful completion of the provisional admission process the LPUAdmit portal will reflect a button “Proceed to Post Admission Services”

LPUNEST | B.Tech - 2025

Application No. A25

Date Submitted Date

Action

Post Admission Services (Hostel and Pending Payment etc.)

Additional Details

Enrolment Journey

Application Initiated

LPUNest Submitted

Candidate ID: 251000

Documents

LPUNEST Application PDF Previous Year Question Paper LPUNEST Kit Result Card Allotment Letter

- You can proceed further with the Post Admission Services interface for:
 - Book Hostel/Mess/Gym etc
 - Document Submission
 - Balance Fee Payment
 - Virtual ID Card/Academic Portal
- In case student needs assistance in uploading of documents, availing residential facilities, he/she can contact our Post Admission Support Helpline: 01824-516100



Post Admission Services

- Book Hostel/Mess/Gym etc.

Welcome Testing Admission, You have taken provisional admission in the P132 : B.Tech. (Computer Science and Engineering) program. Kindly complete the following formalities and proceed with your application.



Book Hostel/Mess/
Gym etc.



Documents
Submission



Balance Fee
Payment

U M S

Virtual ID Card/
Academic Portal

- You can proceed with hostel/mess/gym booking in your post admission services.

Residence Facility [View Details](#)

Select Type

Select

Select Accomodation Type

Select

(Residential facility can be allocated after depositing minimum Rs. 10000)

[Glimpses of All the facilities in one campus!](#)

Food/Meal Facility [View Details](#)

Meal Category

Select

Post Admission Services

- Document Submission

- For document submission, you can follow the link in post admission services and upload the document in following mentioned categories

Welcome Testing Admission, You have taken provisional admission in the P132 : B.Tech. (Computer Science and Engineering) program. Kindly complete the following formalities and proceed with your application.



Book Hostel/Mess/
Gym etc.



Documents
Submission



Balance Fee
Payment

U M S

Virtual ID Card/
Academic Portal

- + ELIGIBILITY DOCUMENTS
- + PERSONAL DETAIL DOCUMENTS
- + ACADEMIC DETAIL DOCUMENTS
- + CORRESPONDENCE DETAIL DOCUMENTS
- + APPLICATION DETAIL DOCUMENTS

- In case you need assistance in uploading of documents, you can contact our Post Admission Support Helpline: 01824-516100



Post Admission Services

- Balance Fee Payment

- Balance Fee can be checked and paid through Credit Card/Debit Card, UPI, Netbanking, etc. by clicking on Pay Pending Fee button available in post admission services.

Welcome Testing Admission, You have taken provisional admission in the P132 : B.Tech. (Computer Science and Engineering) program. Kindly complete the following formalities and proceed with your application.



Book Hostel/Mess/
Gym etc.



Documents
Submission



Balance Fee
Payment



Virtual ID Card/
Academic Portal

☰ Pending Fee Detail

Fee Head	Balance
Fee And Other Charges Term:1	₹ 135000
Fee And Other Charges Term:2	₹ 140000
Examination Fee Term:2	₹ 9000
Total Outstanding	₹ 284000

Beware of Spoofing Emails, SMS/WhatsApp and Calls Related to Payment:

Kindly use the LPU website (<https://www.lpu.in>) or this portal for all application and admission-related payments. LPU does not request any payments or offer special additional scholarships through email or phone. If you receive any suspicious emails or calls, we encourage you to share the details with us.

Please proceed with your fee payment by clicking the "Pay Pending Fee" button and double-check the payment details before proceeding with the transaction.

Pay Pending Fee

☰ Pending Fee Detail

CONTACT US

For General/ Admission Related Enquiry:

Phone: +91-1824-517000

Phone: +91-1824-404404

Email:

admissions@lpu.co.in (Admissions)

int.admissions@lpu.co.in (International Admissions)

info@lpu.co.in (General)

Postal Address:

Lovely Professional University, Jalandhar - Delhi G.T.Road, Phagwara, Punjab (India) - 144411

For Post Admission Services:

Phone: +91-1824-516100

WhatsApp Chat: +91 98525 69000